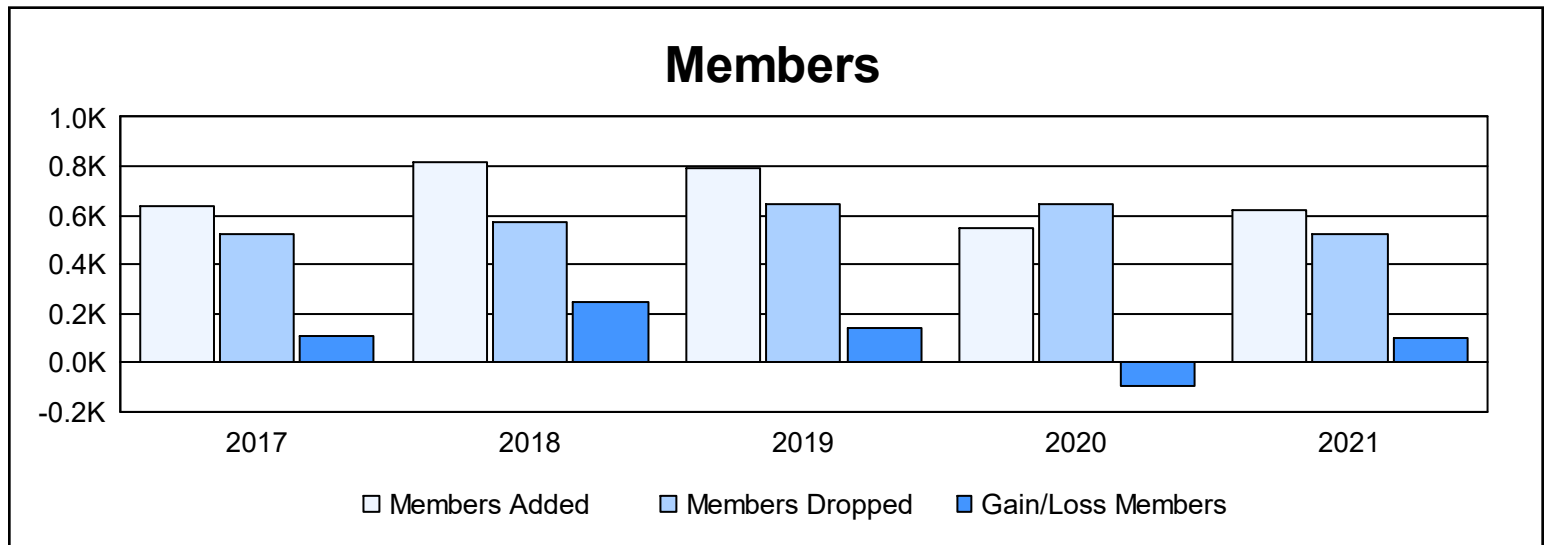
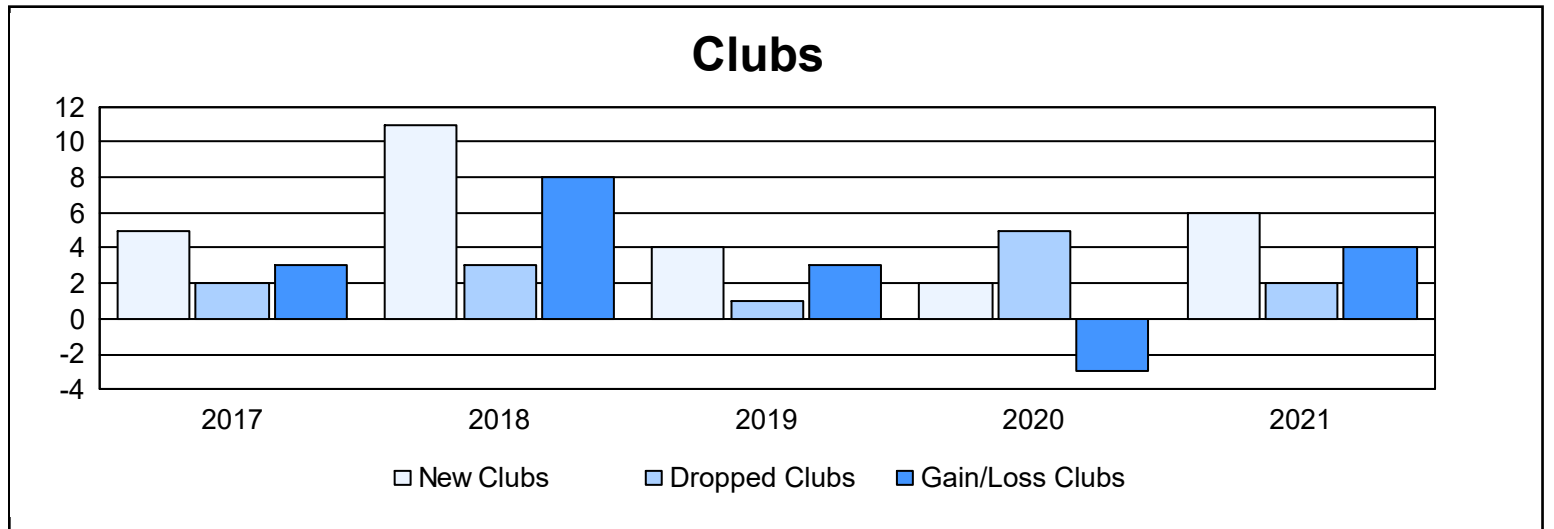
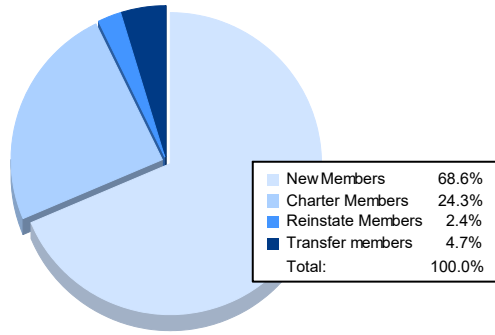


Year	New Clubs	Dropped Clubs	Gain/ Loss Clubs	New Members	Charter Members	Reinstate Members	Transfer Members	Total Member Added	Total Members Dropped	Gain/ Loss Members
2016-2017	5	2	3	459	128	44	6	637	526	111
2017-2018	11	3	8	513	282	13	7	815	571	244
2018-2019	4	1	3	544	145	24	76	789	645	144
2019-2020	2	5	-3	420	88	29	11	548	642	-94
2020-2021	6	2	4	424	150	15	29	618	521	97
<b>Average</b>	<b>6</b>	<b>3</b>	<b>3</b>	<b>472</b>	<b>159</b>	<b>25</b>	<b>26</b>	<b>681</b>	<b>581</b>	<b>100</b>



### Membership Composition June 2021 Cumulative



### Gender Composition June 2021 Cumulative

